



Grindability Studies of Mineral Materials of Different Morphology



Veerendra Singh*

R&D, Tata Steel Limited, India

***Corresponding author:** Veerendra Singh, R&D, Tata Steel Limited, Jamshedpur, India

Submission: October 03, 2018; **Published:** November 26, 2018

Abstract

These studies have been carried out to compare the grinding characteristics of different morphological mineral matters. Coal, dolomite, manganese and iron ores samples were ground using a ball mill in different grinding conditions (dry and wet) and at different critical speed ($R_{45\%}$, $R_{70\%}$ and $R_{90\%}$) during wet grinding. Results are compared considering the relative impact on particle size and shape. Materials were ground in a lab scale ball mill for 2 hours with steel balls and size analysis of products were carried out using different size sieves (1, 0.5, 0.25, 0.15, 0.106 and 0.053 mm). Microscopic studies were carried out to know the effect of different grinding conditions on particle properties. Light, fine grain and soft dolomite shows only 8% reduction in D_{80} whereas heavy, friable and hard manganese ore shows a 29% reduction in D_{80} for similar dry and wet grinding conditions. It was found that light materials are less sensitive towards mill speed (R) during wet grinding. Energy calculations indicated that wet grinding is less efficient for low density and soft materials than high density and hard materials. The relative increase in the fineness (D_{80}) for coal, dolomite, manganese ores and iron ores were 8.9, 6.5, 25, and 15.8%, respectively for wet and dry grinding. Variation in D/L indicates that abrasion is a prominent phenomenon in dry grinding and chipping is more prominent in wet grinding especially for material with bedded structures.

Keywords: Grinding; Minerals matters; Morphology; Shape; Size reduction

Introduction

Comminution is a popular process in mineral, cement, pharmaceutical, refractory, fertilizer and chemical industries. Varieties of materials are ground using conventional grinding methods but the impact of material properties on the grindability of these materials using the conventional machines is not yet fully explored. In mineral processing operations, size reduction causes significant energy consumption and impact subsequent processes, such as floatation, pelletization, etc. Various studies have been reported in the literature which revealed the dependence of grindability on material properties. Rumpf [1] proposed a detailed analysis of physical aspects of comminution for the better understanding of breakage characteristics of mineral matters [1]. Peukert [2] proposed measurable material properties describing the comminution performance of different materials. Strength and hardness are the key elements which dictate the breakage characteristics of materials during milling. Other materials properties, such as structure, density, porosity, and hydrophobicity, etc. also impacts material flow, particle flotability and shock wave propagation also play a significant role during grinding. It is reported in the literature that fracture propagation is significantly impacted by material density [3,4]. Some of the inherent material properties impact particle dispersion, flowability and mixing during grinding [5-9]. Brown & Reddish [10] found that fracture toughness and density of rocks both depend on anisotropy and

cleavage dominance which cause a linear relationship between these two parameters. Alber & Brardt [11] reported that porosity, grain size, and grain-contact length also impact the fracture propagation. Shatter effect during impact fragmentation depends on the shock wave velocity in the material and at interfaces [12]. Yekeler & Ozkan [13] studied the effect of wettability on grinding characteristics of calcite and found that relatively more hydrophobic surfaces are broken faster for the largest sizes. Liu et al. [14] studied the effect of effect of wet versus dry grinding on the rejection of pyrite and non-pyritic minerals from Pittsburgh No.8 Coal by flotation. Ozkan et al. [15] studied the kinetics of wet versus dry grinding of lignite by a porcelain mill and found that wet milling is more efficient to produce finer products. Kotake et al. [16] studied the effect of dry and wet grinding conditions on fineness and shape of particle size distribution of the product in a ball mill and found that effect of variation in ball size responds differently for dry and wet methods. He et al. [17] reported the effect of slurry rheology on the wet ultra-fine grinding of a limestone powder and revealed its effect on grinding energy. This study is carried out to understand variation in grinding characteristics of materials of different morphology during dry and wet grinding. It can be helpful to understand the applicability of effect of grinding in the emerging fields of scientific research, such as high-pressure roll grinding, grinding for nanoparticle generation, techno-chemical activation, polymorphism, etc.

Experimental Studies

Coal, dolomite, manganese and iron ore samples were selected for experimental studies because these are the important raw materials for many industries such as steel, power, cement, etc. Material characterization, density measurement, screening, grinding and microscopic studies have been carried out using representative samples of mineral matters [18,19].

Materials

Coal: High ash coal sample from Damodar Valley Coalfields in India has been collected for studies. These are brittle and high ash coal samples with finely associated carbonaceous material and inorganic minerals. Coal has bedded structure with 1.5g/cc density and Mohs hardness 2. Coal samples were ground < 1mm size for grinding studies. Figure 1 shows the soft and bedded structure of coal particles.




Figure 1: Microscopic views of particle surfaces of samples.

Table 1: Properties of material studied.

Material	Bulk Density (g/cc)	Mohs' Hardness	Porosity	Composition
Coal	1.51	2	1.38	C: 45.3 %, Ash: 35.5%
Dolomite	2.79	3	0.78	CaO: 28.1%, MgO: 20.2%
Mn ore	2.54	5	6.7	MnO ₂ : 46.1%, Fe ₂ O ₃ :32.2%
Fe ore	3.08	6	0.46	Fe(t): 43.2 %, SiO ₂ :40.3%

Dolomite: Samples were collected from Gomardih areas of Sundergarh district, Odisha, India. The major minerals present in these rocks are dolomite, quartz, and muscovite. Table 1 shows that density and Moh's hardness of studied dolomite samples were 2.7g/cc and 3, respectively. Figure 1 shows the smooth and granular structure of dolomite particle.

Manganese ore: Manganese ore samples were collected from Joda area of Odisha in India. These are ferruginous ores with high iron and low Mn/Fe ratio. These ores are inherently friable due to deposit formation conditions. It was observed that pyrolusite and psilomelane are the predominant manganese mineral along with hematite, quartz, and kaolinite. The ore samples studied shows 3.2g/cc density and 5 moh's hardness. Figure 1 shows rough and fractured manganese ore particle surface.

Iron ore: Banded Hematite Jasper Iron Ore samples were collected from Odisha, India. Banded Iron Formations are chemically

precipitated enigmatic rocks constituting alternate iron-rich and iron-poor (amorphous silica-rich) layers. These are very hard rocks composed of hematite and Jasper. Density and Moh's hardness of studied iron ore samples are given Table 1 & Figure 1 shows hard and fine mineral association on iron ore particles. The density of samples was measured using conventional density bottle method. As per the ASTM D854-14 procedure, 25ml density bottle has been taken and weights of the bottle were measured in different conditions. The porosity of samples was measured using the fluid displacement method.

Grinding studies: Samples were prepared by most commonly used coning and quartering method. 6kg ore samples were taken and 6 packets of 1kg weight were made for the experimental work. Tests were conducted in a ball mill (Length: 0.56m Diameter: 0.5m, No. of lifter: 2) using steel balls. Experiments were conducted at three different critical mill speeds (45, 70 and 90%) and mill

volume was filled between 30-50% of total volume. Size analysis was performed using sieves of 1, 0.5, 0.25, 0.15, 0.106 and 0.053mm.

Dry grinding: Ball milling of one kg sample was carried out using 4kg steel balls of 40mm diameter for two hours at 45% the critical speed of ball mill. Five hundred grams of the ground materials were taken for a screening test. The wet screening test was performed using Retsch Sieve Shaker AS200 control for each sample and the samples were dried before taking the weights.

Wet grinding: Wet milling was carried out in a similar manner as dry grinding was done at three different mill speed which 45, 70

Results and Discussion

Effect of grinding methods on particle size distribution

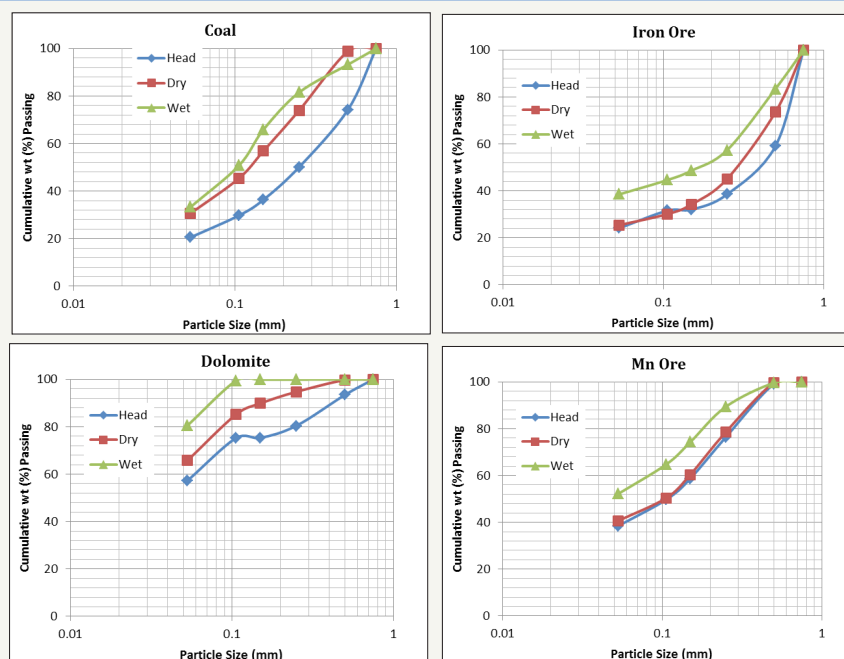


Figure 2: Comparison of dry and wet grinding of different morphology mineral matters.

Material density, angularity, and size distribution dictate the flow of material inside the mill and it also impacts the packing of particles inside the mill which effect breakage of particles during milling. Figure 2 shows a comparative analysis of size distribution of these four materials in dry and wet grinding conditions. It shows that coal and dolomite are easy to grind materials by dry grinding method whereas iron and manganese ores are suitable for wet grinding. It was seen that wet grinding improve the material fineness than dry grinding and maximum 15% improvement in D_{80} was seen for iron ore samples. The lowest 8% improvement in D_{80} was seen during dry grinding of coal particles. Dolomite shown a consistent difference in wet and dry size distribution whereas for metallic minerals difference was more prominent in case of fine sizes which indicate that presence of water increases the flowability of particles which erode inside the mill and generate more fines. In the case of coal, it could be mainly due to its bedded structure and low density which cause its particles adjustment in the slurry to minimize the impact of balls and attrition during grinding. But this effect is less on the bigger size particles due to weight and these

and 90% of the critical speed of ball mill. The slurry was made using one kg ore and four liters of water. Once the sample was taken out, the wet screening test was performed.

Characterization of samples: Two-gram samples from the ground samples were taken and microscopic samples were prepared. Microscopic studies were carried out to study the L/D ratio of particles present in the samples ground in different grinding conditions. Image analyzer microscope AXIOSKOP-2 with software Axiovision 4.3 has been used for analysis of images.

size particles ground more in wet grinding than dry grinding. So, it can be surmised that the presence of water and its properties play a more crucial role during grinding of heavier materials and low-density materials should not be ground using water.

Table 2: Weighted average diameters (μm) for head, dry and wet ground samples.

Material	Head	Dry($R_{45\%}$)	Wet ($R_{45\%}$)
Coal	300	169	159
Dolomite	130	69	42
Manganese	157	149	107
Iron Ore	359	309	239

Table 2 & 3 shows a comparative analysis of the impact of dry and wet grinding on different size particles. Table 2 shows that the weighted average diameter (mass of fraction \times mean size of the fraction) shown reduction for all the materials while grinding methods changes from dry and wet. Analysis of data indicates that wet grinding could able to reduce the weighted average particle diameter by 3.3, 20.7, 26.7 and 19.5 % lower than dry grinding

respectively for coal, dolomite, manganese and iron ores. It can be seen that for dolomite and coal the value reduces but there is not a much significant difference in wet and dry grinding as they both are light materials. For manganese, the value does not change much for dry grinding. For iron ore, the weighted average diameter decreases significantly when first ground dry and then wet.

Table 3 shows fines (<0.053mm) generated during grinding. It shows that there is a linear increment in an increase in fines generation by wet grinding as the density of ores increases but coal follows a different pattern mainly due to its higher porosity. It shows that 2.7, 4.5, 11.5 and 3.11% more fines are generated by wet grinding than dry grinding respectively for coal, dolomite, manganese and iron ores. It shows that fines generation during dry grinding shows a reducing trend with increased density as well as hardness but for wet grinding fines generation shown an increasing trend for increased density and hardness. It is known that abrasion contributes more in the superfine generation and impact breakage generates uniform size redistribution. In this case, abrasion could be able to produce higher fines for coal and dolomite in dry grinding but could not be able to produce fines for hard manganese and iron ores. In wet grinding dolomite and coal particles dispersed in the slurry and lower abrasion resulted into reduced fines generation whereas for manganese and iron ore the new particles got the opportunity for abrasion and contributed in fines generation. So, nonuniformity in fines generation in dry and wet grinding indicates that material morphology plays the vital role during fines generation.

Table 3: Cumulative mass (%) passed through the sieve at particle size 0.053mm.

Material	Head	Dry(R _{45%})	Wet(R _{45%})
Coal	20.51	30.58	33.25
Dolomite	57.22	65.76	70.27
Manganese	38.47	40.66	52.19
Iron Ore	24.11	25.42	38.53

Effect of materials morphology on wet grinding

The effect of increased mill speed on particles size distribution is shown in the Figure 3. It shows that coal is the most sensitive and initial increase in mill speed cause rapid reduction in particle D₈₀ but after that, it got stabilize. This indicates that there will be an optimum mill speed to achieve the best results with optimum energy consumption during grinding. Dolomite is least sensitive towards increased mill speed and does not show significant variation in particle size reduction with increased mill speed. Iron and manganese show a consistent reduction in D₈₀ due to increased mill speed. Both the materials show 30 to 40-micron reduction in D₈₀ for each 15unit increase mill speed. Figure 3 also shows that rapid size reduction is related to softness as well as brittleness. So, coal has a maximum slope whereas manganese has the lowest slope.

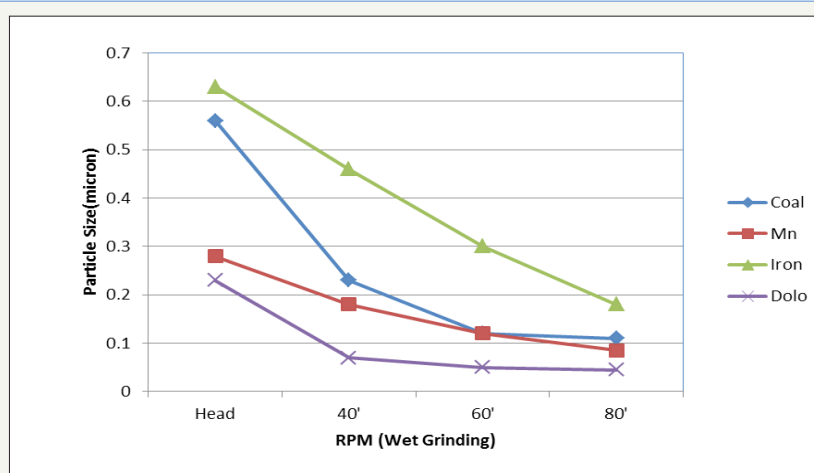


Figure 3: Effect of mill speed on the wet grinding of different morphology mineral matters.

Table 4: Effect of mill speed on <0.053mm (%)size particle during wet grinding of mineral matters.

Mill Speed	Coal	Dolomite	Mn Ore	Iron Ore
R _{45%}	33.25	70.27	52.19	38.53
R _{70%}	55.83	80.51	55.33	47.52
R _{90%}	59.13	87.23	67.81	48.89

Table 4 shows the weighted average diameter of the particles ground at different mill speeds using different mineral matters. As speed increases the fractions of finer particles increase and weighted average diameter decrease. For dolomite, there is not much difference in weighted average diameter because it already

has finer particles and it does not affect by increased speed. Iron is the hardest and heaviest material among all studied samples and weighted average diameters for this material. Table 4 shows the fraction of cumulative below 0.053mm micron size with increase in speed. For iron ore and coal, the significant difference is not seen between wet grinding at a 20% increase in ground speed. It was seen that during the wet grinding, fines generation reduces with mill speed for different density materials. It was seen that below 0.053mm fraction increased by 25.9, 16.9, 15.6 and 10.3% for coal, dolomite, and manganese and iron ores, respectively. The low-density materials are more sensitive to mill speed and reasons are their dispersion among the grinding balls. High-density ore

particles move in the bottom and mostly broken by impact and abrasion, but light density material got agitated and broken by inter ball collision also. The comparative analysis given in Fig.4 shows that fine generation during dry grinding depends more on density and hardness whereas in case of wet grinding hardness and porosity become the more prominent factors. It is also a fact the all these properties are interdependent, and their internal dependence may also impact the results.

Comparison of grinding methodology on power consumption

Power consumption during grinding depends on the weight of the material inside the ball mill and bond work index of the material. In wet grinding, additional four-litre water has been added which contributed additional weight will increase the power consumption and economic viability will be impacted by

overall improvement in D_{80} . Table 5 shows the theoretical D_{80} which expected to be compensated by increased power consumption. Table 5 shows that in case of light minerals the wet grinding is not effective and D_{80} achieved by wet grinding could not able to compensate the increased energy inputs but for heavy minerals, it showed acceptable results.

Table 5: Impact of grinding conditions on energy consumption (kWh/ton).

Material	Particle size (D_{80} By Graph)				
	Head	Dry	Wet	Theoretical	%, Impact
Coal	560	300	250	203	-8
Dolomite	230	85	70	49	-3
Manganese	280	250	180	229	21
Iron Ore	630	560	460	512	8

Effect on particle shape

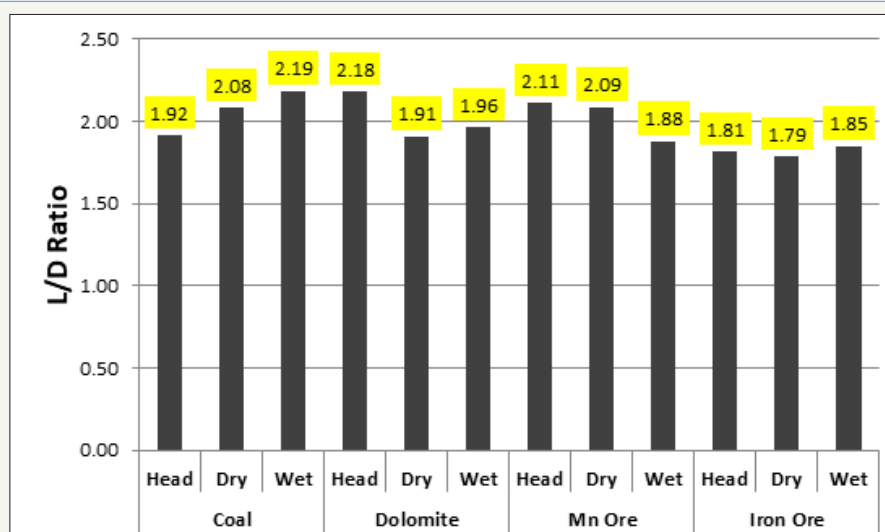


Figure 4: Effect of different physical properties on fines generation during dry and wet grinding.

Figure 4 shows the variation of L/D ratio of different particles during dry and wet grinding conditions. It is clearly visible that materials do not follow a certain pattern because of varying structure, grain sizes, and hardness. It is seen that light particles (dolomite and coal) have higher L/D ratio in the case of wet grinding than dry grinding but for heavier particles, there is not any general observation. Coal is the only material which show an increased trend in L/D ratio which means that the particles formed more angular in shape than the head sample. Since L/D ratio is highest for manganese ore initially, and it is also a high-density material thus by adding water (wet grinding), the particles broke into more circular shapes than in head sample while dry grinding does not change its shape much. Dolomite also has more of angular shaped particles in the head sample and it is also a low density and fine-grained material thus the particles form more circular shapes when ground. In the case of iron ore, the shape does not very much it is more or less the same in all the three cases. It is also observed that dry grinding does not affect the shape of hard and density particles much. Wet grinding usually produces more angular particles than

dry grinding and less sensitive towards material characteristics. It was seen that L/D has increased for three ores and reduced only for one case during dry to wet grinding. It indicates that chipping is more prominent in the case for wet grinding whereas abrasion is more prominent in case of dry grinding.

Conclusion

Material morphology plays an important role during the grinding of ores. Dry grinding should be a preferred method for grinding of light and soft materials whereas wet grinding should be applied for heavy and hard materials. It was found that light and soft materials (Coal and Dolomite) show relatively less variation in grinding characteristics than the heavier and hard minerals matter (Mn & Fe Ores). Particle angularity is more impacted by wet grinding than dry grinding. Dolomite shows the lowest 8% difference in D_{80} of particles whereas manganese ore shows the highest 29% variation in D_{80} of particles for dry and wet grinding in same conditions. Low-density materials are less sensitive towards grinding parameters during wet grinding than the high-

density materials. The increased power consumption due to the addition of water in the mill could not be compensated by enough reduction in particle size for low-density materials but for high-density materials, it is energy saving. It was found the wet grinding can increase the fineness (D_{80}) for coal, dolomite, manganese ores and iron ores by 8.9, 6.5, 25, and 15.8%, respectively. Variation in D/L indicates that abrasion contributes more prominently in dry grinding and chipping is more prominent in wet grinding. These effects can be helpful for selection of proper slurry rheology and grinding method for materials of different density and hardness.

References


1. Rumpf H (1973) Physical aspects of comminution and a new formulation of a law of comminution. *Powder Technology* 7(3): 145-159.
2. Vogel L, Peukert W (2004) Determination of material properties relevant to grinding by practicable lab scale milling tests. *Int J Miner Process* 74: S329-S338.
3. Ruiz M D (1966) Some technological characteristics of twenty-six Brazilian rock types. *Proc 1st Congo Int Soc Rock* 1: 115-119.
4. Rafael L, Salganik LR, Gotlib VA (1997) Effect of structure on environmentally assisted subcritical crack growth in brittle materials. *Int J Fract* 87(1): 21.
5. Reh binder A (1931) Reduction of hardness by adsorption sclerometry and the physics of dispersed systems. *Physik* 72: 191-205.
6. Hockings WA, Volin ME, Mular AL (1965) Effect of suspending fluid viscosity on batch mill grinding. *Trans AIME* 131: 59-62.
7. Hanna KM, Gamal AE (1977) The effect of dispersing agents on the fine grinding of limestone. *Powder Technol* 17(1): 19-25.
8. El Shall H, Somasundaran P (1984) Physico-chemical aspects of grinding: a review of the use of additives. *Powder Technol* 38(3): 275-293.
9. Yang SC (2006) Density effect on mixing and segregation processes in a vibrated binary granular mixture. *Powder Technol* 164(2): 65-74.
10. Brown GJ, Reddish DJ (1997) Experimental relations between rock fracture toughness and density. *Int J Rock Mech Min Sci* 34(1): 153-155.
11. Alber M, Brardt A (2003) Factors influencing fracture toughness KIC from simple screening tests. *Int J Rock Mech Min Sci* 40(5): 779-784.
12. Brun R, Lucien ZD (1995) *Shock waves @ marseille IV: shock structure and kinematics, blast waves and detonations*, Springer Berlin Heidelberg, USA.
13. Yekeler M, Ozkan A (2002) Determination of the breakage and wetting parameters of calcite and their correlations. Part Part Syst Charact 19(6): 419-425.
14. Liu D, Vasudevan TV, Somasudaran P, Harris CC (1993) Effect of wet versus dry grinding on rejection of pyrite and non-pyritic minerals from pittsburgh No 8 coal by flotation. *Coal Prepar* 13: 63-72.
15. Özkan A, Yekeler M (2002) Kinetics of wet versus dry grinding of lignite by a porcelain mill. *Indian J Eng Material S* 9: 181-186.
16. Kotake N, Kuboki M, Kiya S, Kanda Y (2011) Influence of dry and wet grinding conditions on fineness and shape of particle size distribution of product in a ball mill. *Advanced Powder Technology* 22(1): 86-92.
17. He M, Wang Y, Forssberg E (2006) Parameter effects on wet ultrafine grinding of limestone through slurry rheology in a stirred media mill. *Powder Technol* 161(1): 10-21.
18. ASTM D854-14 (2014) Standard test methods for specific gravity of soil solids by water pycnometer, ASTM International, West Conshohocken, Pennsylvania, USA.
19. Wills BA, Napier M (2006) In: *Mineral processing technology: An introduction to the practical aspects of ore treatment and mineral recovery*, (7th edn), Elsevier Science & Technology Books. Burlington, Massachusetts, USA, pp. 400-408.



Creative Commons Attribution 4.0 International License

For possible submissions Click Here

[Submit Article](#)



Aspects in Mining & Mineral Science

Benefits of Publishing with us

- High-level peer review and editorial services
- Freely accessible online immediately upon publication
- Authors retain the copyright to their work
- Licensing it under a Creative Commons license
- Visibility through different online platforms